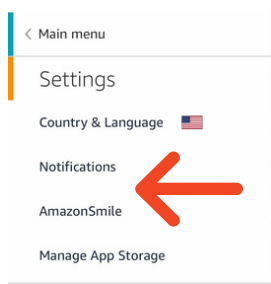
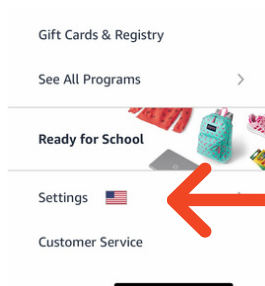


# EASY FUNDRAISING: AMAZON SMILE

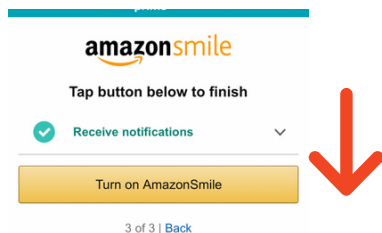


Open your Amazon app.  
The three bars on the upper left will allow you to see your menu. Click on SETTINGS.



Once you're in the settings menu click on AMAZONSMILE.

If you have added St. Mary to your AmazonSmile before you will see it pop up. If not, look below on how to set it up, then follow these instructions. Click the arrow to turn AmazonSmile ON.



This will be your last page to officially turn on AmazonSmile. Thank you for supporting St. Mary

## IF YOU HAVE NEVER ADDED ST. MARY TO AMAZONSMILE

First, register at [Smile.Amazon.com](https://Smile.Amazon.com)  
Next, log into your account  
Add our school "St. Mary Catholic Parish and School".

You're all set!